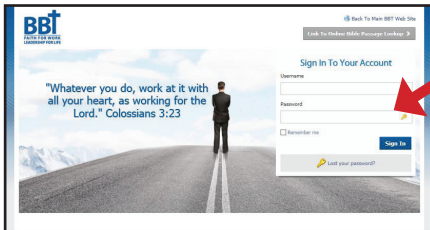


Using The BBT Portal

How to preview a lesson.

Step 1: Log-In To The BBT Portal

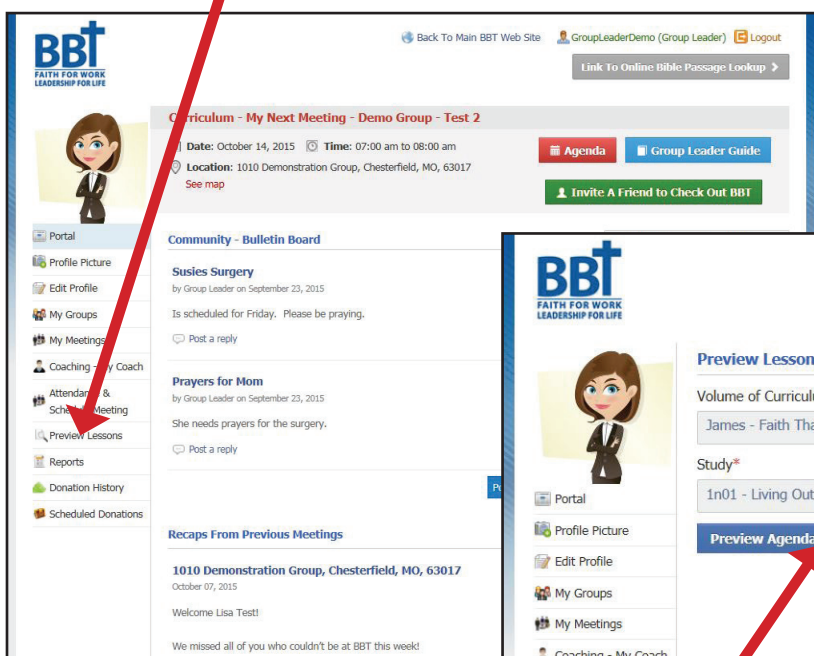
A. Log-in to the portal at www.B-B-T.org. (Click the “Log-In” button in the far right, upper corner.)



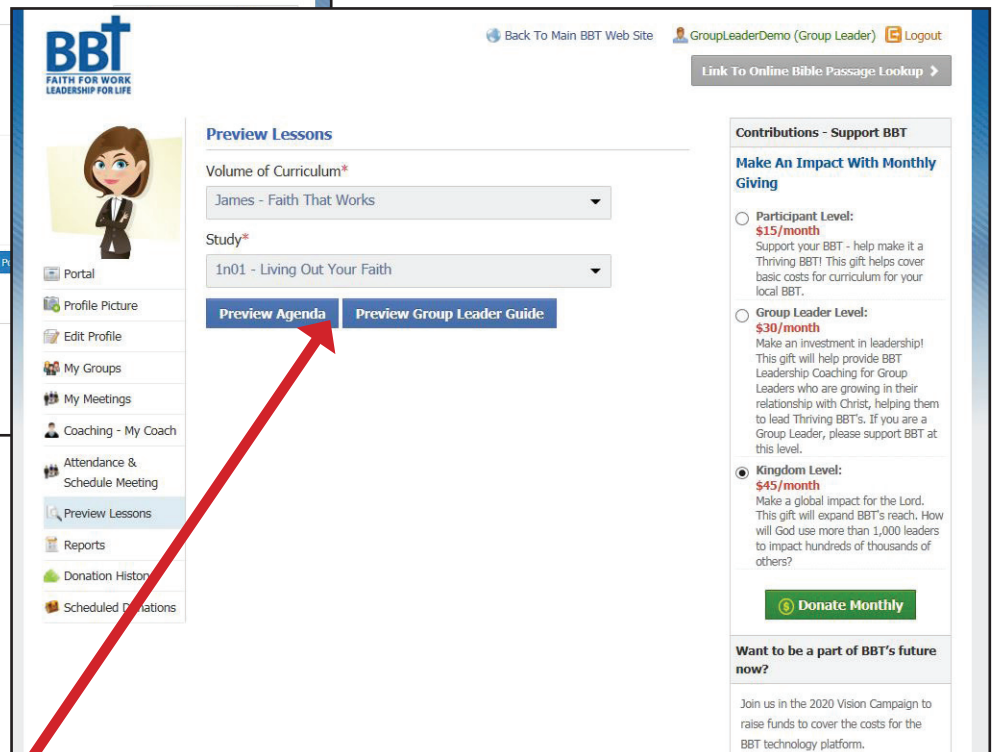
B. Enter your username and password as prompted on the log-in screen.

Step 2: Preview

A. Click the “Preview Lesson” button on your Portal Home Page to view any Agenda or GLG.



B. Click on the small arrow to view a drop-down list of available volumes and then choose the volume you would like to view. The first study in that series will automatically populate in the “Study” box. If you would like to view a different study, click on the arrow to choose which study you would like to view.



C. When the appropriate Volume & Study are showing, click on the “Preview Agenda” button to see a PDF of the agenda or click the “Preview Group Leader Guide” to see a PDF of the GLG.

NOTE: This is a function especially for Group Leaders, at this time, participants will not be able to preview curriculum.